


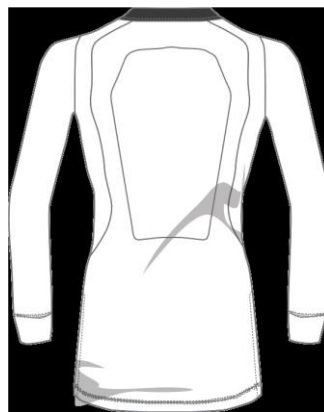
WT Competition Uniform Guideline

Top

- Specifications for the top of the new competition uniform remain the same as the guideline provided in July, 2019.
- Black V-neck collar with the WT Logo in the front of top where neck bands are met.
- Length of front and back should be the same.
- The top has to cover completely the buttocks. However, the bottom of top should be more than 15cm above the knee cap.
- The sleeves must cover up the full arms. The distance between the end of sleeves and the carpal bone must be less than 3 cm.



Front



Back

Belt

- The knot must be tightly made.
- The length of from the central knot to the tips must be between 30 and 40 cm.

WT Competition Uniform Guideline

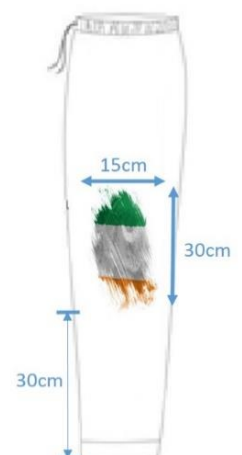
Trousers

- The competition trousers will maintain a traditional shape but with a slimmer thigh and knee (see pictures below).
- The legs of trousers must not cover the ankle bone.



National Flag Design (Optional)

- National flag design/pattern can be printed on the outer side of the left leg of the trousers.
- National flag design/pattern should be located vertically and 30cm above the bottom edge of the trousers.
- The maximum size of flag design must be within 15cm x 30cm (W x H).



Application guideline of WT logo, Manufacturer's Identification and National Identity

- WT Logo

Item	Location	Size
WT Logo	Front of the top where the black neck bands are met	within 28cm ²

- Manufacturer's Identification (One identification per item)

Item	Location	Size
Top	3 to 3.5cm below the shoulder line of the left arm	within 30cm ²
Trousers	Above the knee, center of the right leg	within 30cm ²

- NOC Emblems and National Identity

Item	Location	Size
National Flag/ NOC Emblem	3 to 3.5cm below from the shoulder line of the right arm	10cm x 7cm
NOC Code	Back of the competition top, using bold Verdana font, and located 5cm or higher from the lower edge	30cm x 12cm